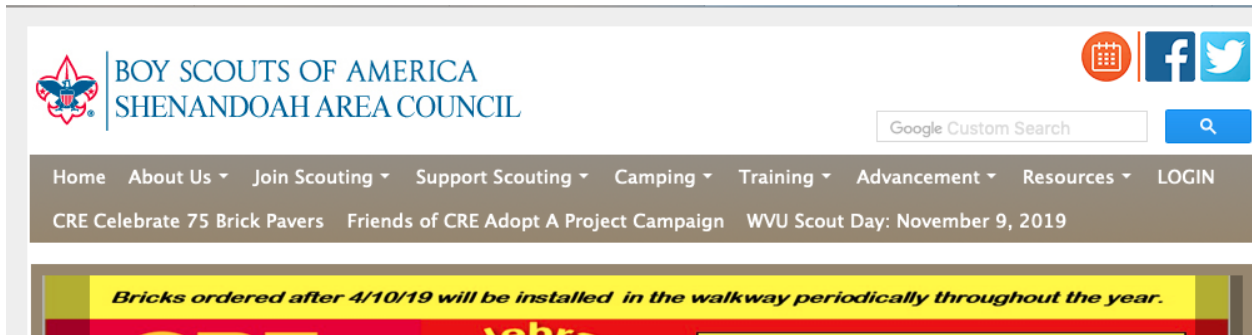


How to export a calendar


Go to <http://www.sac-bsa.org>



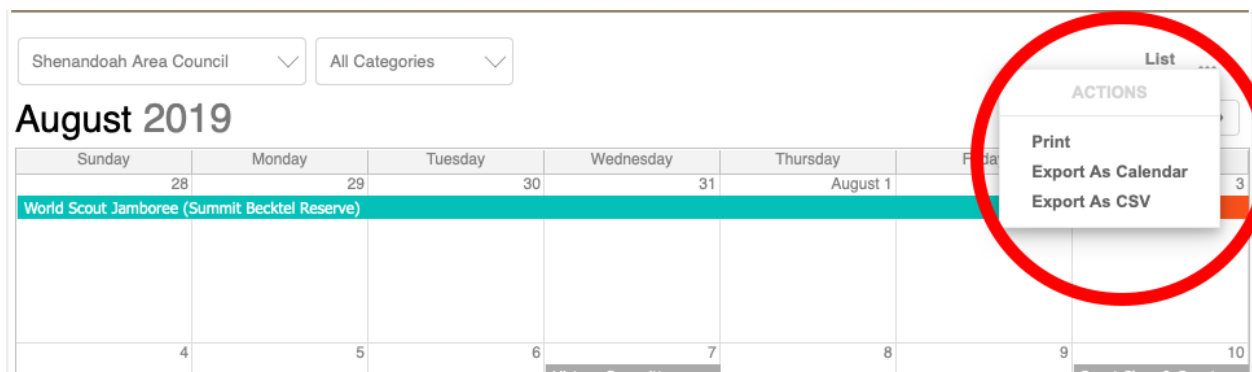
Select the calendar icon

The header of the website features the Boy Scouts of America logo on the left, followed by the text "BOY SCOUTS OF AMERICA SHENANDOAH AREA COUNCIL". On the right, there are social media icons for Facebook and Twitter, and a "Google Custom Search" box. Below this is a navigation menu with links for Home, About Us, Join Scouting, Support Scouting, Camping, Training, Advancement, Resources, and LOGIN. A secondary menu includes "CRE Celebrate 75 Brick Pavers", "Friends of CRE Adopt A Project Campaign", and "WVU Scout Day: November 9, 2019". A yellow banner at the bottom of the header reads: "Bricks ordered after 4/10/19 will be installed in the walkway periodically throughout the year."

Click on the three little dots.

The calendar view shows the month of August 2019. At the top, there are two dropdown menus: "Shenandoah Area Council" and "All Categories". To the right of the calendar is a "List ..." link with a red arrow pointing to it. Below the month title are navigation arrows. The calendar grid shows dates from Sunday 28 to Saturday 3. Two events are visible: "World Scout Jamboree (Summit Becktel Reserve)" on August 28-30 and "Popcorn & Program" on August 3.

Select your desired export option.

This view is similar to the previous one but shows the "List ..." dropdown menu open. The menu is titled "ACTIONS" and contains three options: "Print", "Export As Calendar", and "Export As CSV". A red circle highlights the entire dropdown menu. The calendar grid shows dates from Sunday 28 to Saturday 3, with the same two events as in the previous view.